


CITY OF IRVINE

FY 2011-12

CITY OF IRVINE 2011-12 BUDGET



ADOPTED

BUDGET IN BRIEF

City of Irvine

The City of Irvine is located 40 miles southeast of Los Angeles and six miles from the ocean in Orange County, California. Incorporated as a Charter City in 1971 with a City Council-City Manager form of government, the first City Council revised the master plan developed by world-famous architect William Pereira for the landowner, the Irvine Company; the Irvine General Plan is the basis for all development in the City.

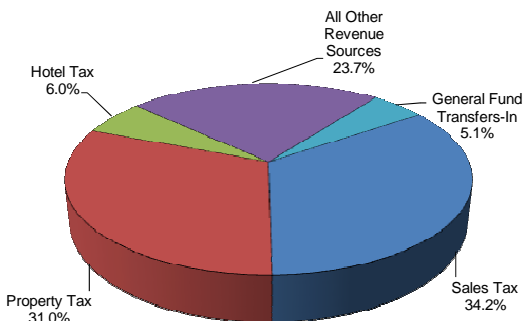
Services provided by the City include animal control; building and safety regulation and inspection; general administrative services; planning and zoning; police; public facility and capital improvement construction; recreation and cultural programs; open space administration; street lighting; street maintenance; landscape maintenance; and transportation management.

| | |
|---------------------|-------------------|
| Incorporated | December 28, 1971 |
| Incorporated Area | 66 sq. miles |
| Sphere of Influence | 74 sq. miles |
| Population (2010) | 212,375 |
| Employment Base | 196,700 |
| Dwelling Units | 80,138 |
| Full-Time Employees | 739 |
| Neighborhood Parks | 36 |
| Community Parks | 18 |

Resources

“Where the Money Comes From”

FY 2011-12 General Fund Resources



| | <i>FY 11-12 Adopted</i> |
|--------------------------------------|-----------------------------|
| <u>General Fund Resources</u> | |
| Sales Tax | \$46,614,000 |
| Property Tax | 42,269,000 |
| Hotel Tax | 8,137,000 |
| All Other Revenue Sources | 32,278,268 |
| General Fund Transfers-In | 6,908,533 |
| TOTAL RESOURCES | \$136,206,801 |

Sales Tax – Irvine receives 1¢ of every taxable retail sale dollar spent in the City

Property Tax – Irvine receives an estimated 9¢ of every dollar of property tax

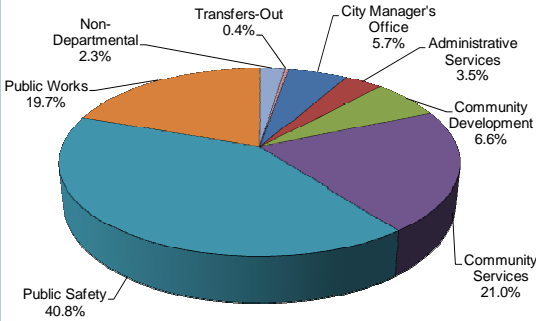
Top 10 Employers

1. University of California, Irvine
2. Irvine Unified School District
3. Cellco Partnership/Verizon Wireless
4. Broadcom
5. Edwards Lifesciences
6. Allergan
7. Parker Hannifin
8. St. John Knits
9. B. Braun Medical
10. Glidewell Laboratories

Appropriations

"Where the Money Goes"

FY 2011-12 General Fund Uses



| | <i>FY 11-12 Proposed</i> |
|--|-------------------------------------|
| <u>Operating Appropriations</u> | |
| City Manager's Office | \$7,710,083 |
| Administrative Services | 4,825,931 |
| Community Development | 9,008,427 |
| Community Services | 28,598,326 |
| Public Safety | 55,489,738 |
| Public Works | 26,756,086 |
| Non-Departmental | 3,194,000 |
| <i>Total Operating Appropriations</i> | 135,582,591 |
| <u>Operating Transfers-Out (To)</u> | |
| Educational Partnership Fund | \$500,000 |
| <i>Total Operating Transfers-Out</i> | \$500,000 |
| TOTAL APPROPRIATIONS | \$136,082,591 |

Capital Improvement Program

Capital appropriations total \$199.5 million, including \$13.5 million in significant non-routine capital infrastructure improvements for 25 new projects in FY 2011-12.

Education

Measure R, the Irvine School Support Initiative approved by Irvine voters last November, continues the City's direct financial support to Irvine schools - \$1.5 million annually through FY 2013-14.

Irvine City Officials

Sukhee Kang, Mayor

Beth Krom, Mayor Pro Tem

Larry Agran, Councilmember

Steven Choi, Councilmember

Jeffrey Lalloway, Councilmember

Sean Joyce, City Manager

Sharon Landers, Assistant City Manager

This year, on December 28, Irvine Turns 40!

Please visit the City's website at www.cityofirvine.org for the most current information on Irvine's 40th Anniversary Commemoration.



**1 Civic Center Plaza
P.O. Box 19575
Irvine, CA 92623
Phone: 949-724-6000**