

Neighborhood Traffic Safety Tips



IRVINE POLICE DEPARTMENT










One Civic Center Plaza, Irvine, CA 92606

(949) 724-7000 • www.irvinepd.org





"In Partnership with the Community"






FOR BICYCLE RIDERS

-  Follow the rules of the road
-  Wear properly-fitted bicycle helmets at all times
-  Always model safe riding behavior when riding with children
-  Spend time riding with younger riders to teach them safe riding skills
-  Plan and practice the safest route to school with your child before allowing them to ride
-  Ride your bike on the right side of the street in the same direction as traffic
-  Riders and passengers should only ride on a permanent seat of a bicycle, never the pegs or handlebars
-  Learn and use proper hand signals when riding
-  Avoid using cell phones or other distracting devices when riding your bicycle

FOR DRIVERS

-  Be aware of pedestrians and bicyclists in and around schools
-  Comply with school drop-off and pick-up procedures
-  Stop for a school bus with red flashing overhead lights (does not apply to divided roadways)
-  Follow the rules of the road and avoid using cellphones or other distracting devices while driving

CROSSWALKS & CROSSING GUARDS

-  If a crossing guard is present, enter a crosswalk only when directed to do so
-  Bicyclists should get off their bicycle and walk in crosswalks
-  Drivers should not enter a crosswalk until pedestrians and bicyclists are on the the sidewalk

RIDE PEDAL WALK

City of Irvine Safe Routes to School

