

Bicycle Safety Tips

For children and parents



IRVINE POLICE DEPARTMENT

One Civic Center Plaza • P.O. Box 19575

Irvine, CA 92623-9575






949-724-7000 • www.irvinepd.org

"In Partnership with the Community"








ADULTS









When Riding:

-  Model safe behaviors when walking and biking with your child
-  Operate bicycles safely and always obey the rules of the road
-  Wear safety equipment and ensure children's equipment is properly fitted
-  Spend time riding with younger riders to teach them how to watch for and avoid dangerous traffic situations
-  Plan and practice the safest route with children before allowing them to ride to school alone

When Driving:

-  Be aware of pedestrians and bicyclists in and around schools
-  Comply with school drop-off and pick-up procedures
-  Be cautious when approaching a stopped or stopping school bus
-  Proceed with caution if you are near a bus when yellow lights begin flashing and stop if you are 100' or more away
-  Stop when overhead red lights are flashing on a school bus regardless of the direction

STUDENTS

-  Follow the "Rules of the Road"
-  Ride your bike on the right side of the street in the same direction as traffic
-  Obey all traffic signals, signs and lane markings
-  Wear a helmet anytime you are riding on wheels
-  Only ride on a seat, never pegs or handlebars
-  Keep your hands on the handlebars
-  Signal your moves and check over your shoulder before turning or changing lanes
-  Never wear head phones - It's the law

RIDE PEDAL WALK

City of Irvine Safe Routes to School



Community Services